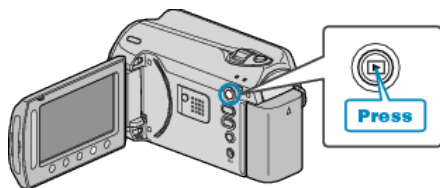


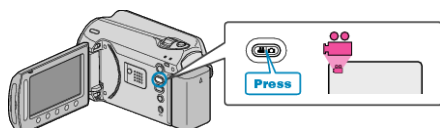
Capturing a Still Image in the Video during Playback

You can capture still images of the scenes you like in the recorded videos.

1 Select the playback mode.



2 Select video mode.



3 Select the desired video and touch **OK**.

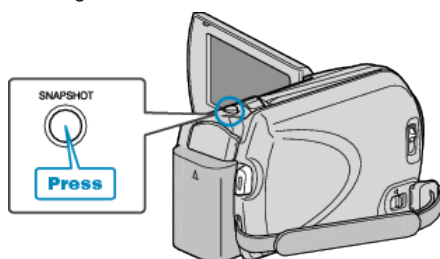


4 Touch pause at the desired scene during playback.



- After pausing the video, you can fine-tune the point to capture by using the forward slow-motion **||▶** and reverse slow-motion **◀||** operation buttons.

5 Capture a still image.



NOTE:

- The size of the still images captured varies with the "SELECT ASPECT RATIO" setting.
 "16:9" : 640×360
 "4:3" : 640×480
- The picture quality varies with the "IMAGE QUALITY" setting.
- Captured still images are stored in the media specified in "REC MEDIA FOR IMAGE".