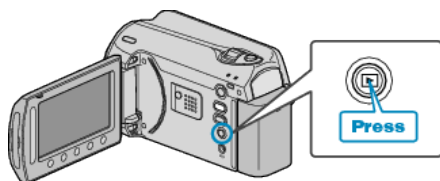


Remaining Recording Time/Battery Power



You can check the remaining video recording time on the internal HDD and SD card as well as the remaining battery power.

1 Press the  button.





2 Display the remaining recording time.




- The remaining recording time is displayed only in the video recording mode.
- Press the  button to check the remaining recording time of each recording media.
- While the remaining recording time is being displayed, touch the operation button "BATTERY ICON" to display the remaining battery power.
- To exit the display, touch the  button.

3 Display the remaining battery power.



- To exit the display, press the  button or touch the  button.
- The remaining battery power will not be displayed when the AC adapter is connected.

NOTE:

- You can change the video quality from the remaining recording time display.
Select the video quality with the slider and touch .

Approximate Video Recording Time

Quality	HDD	microSDHC Card 4 GB	microSDHC Card 8 GB
ULTRA FINE	19 h	56 m	1 h 50 m
FINE	28 h 20 m	1 h 20 m	2 h 50 m
NORMAL	37 h 40 m	1 h 45 m	3 h 45 m
ECONOMY	100 h	4 h 55 m	10 h

- The actual recording time may shorten depending on the shooting environment.

Approximate Number of Still Images (Unit: Number of Shots)

Image Size	Quality	microSD Card 512 MB	microSD Card 1 GB	microSD Card 2 GB	microSDHC Card 4 GB
832x624 (4:3)	FINE	1960	3970	7600	9999
832x624 (4:3)	STANDARD	2940	5950	9999	9999
640x480 (4:3)	FINE	2940	5950	9999	9999
640x480 (4:3)	STANDARD	4210	8510	9999	9999
640x360 (16:9)	FINE	3680	7440	9999	9999
640x360 (16:9)	STANDARD	4910	9930	9999	9999

- Up to 9999 still images may be recorded on the HDD and microSD cards with 8 GB capacity (regardless of image size and quality).

Approximate Recording Time (Using Battery)

Battery Pack	Actual Recording Time	Continuous Recording Time
BN-VG107U (Supplied)	40 m	1 h 10 m
BN-VG114U	1 h 25 m	2 h 30 m
BN-VG121U	2 h 5 m	3 h 50 m

- The above are values when "LIGHT" is set to "OFF" and "LCD BACKLIGHT" is set to "STANDARD".
- The actual recording time may be shorter if zooming is used or if recording is stopped repeatedly. (It is recommended to prepare battery packs ready for three times the expected recording time.)