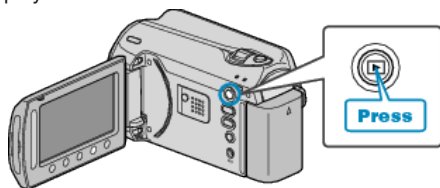


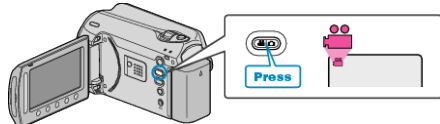
Adding Title Screens to Playlists

Add a title screen to a created playlist.


1 Select the playback mode.



2 Select video mode.



3 Touch \odot to display the menu.



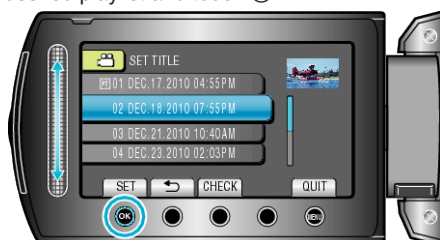
4 Select "EDIT PLAYLIST" and touch \odot .



5 Select "SET TITLE" and touch \odot .



6 Select the desired playlist and touch \odot .



• Touch "CHECK" to check the content of the selected playlist.

7 Select a title and touch \odot .



• Touch "CHECK" to check the title.

• To delete the title, select "NO TITLE".