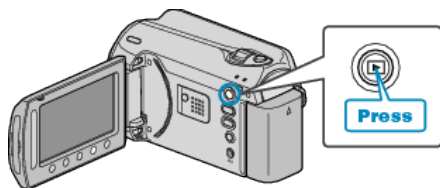


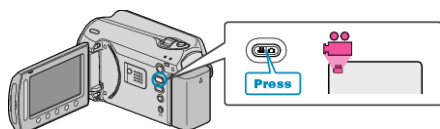
Creating Playlists by Event

Create a playlist by arranging multiple files according to events and recording dates.


1 Select the playback mode.



2 Select video mode.



3 Touch \odot to display the menu.



4 Select "EDIT PLAYLIST" and touch \odot .



5 Select "NEW LIST" and touch \odot .



6 Select "CREATE BY EVENT" and touch \odot .

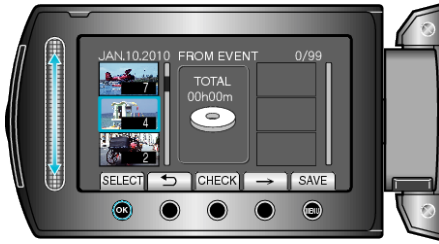


7 Select an event and touch \odot .



Editing

8 Select the date to add to playlist and touch **OK**.



- Touch "CHECK" to check the selected video.

9 Select the insertion point and touch **OK**.



- The selected videos are added to the playlist on the right.
- To delete a video from the playlist, touch "→" to select the video and touch **OK**.
- Repeat steps 8-9 and arrange the videos in the playlist.

10 After arranging, touch **OK**.



11 Select "SAVE AND THEN QUIT" and touch **OK**.

