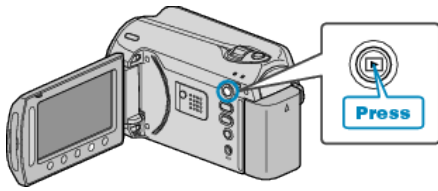


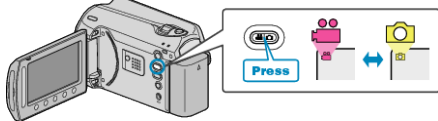
Copying Selected Files

Copies selected videos and still images to another media.


1 Select the playback mode.



2 Select video or still image mode.



3 Touch **OK** to display the menu.



4 Select "EDIT" and touch **OK**.



5 Select "COPY" and touch **OK**.



6 Select the direction of copying and touch **OK**.



7 Select "SELECT AND COPY" and touch **OK**.



8 Select the desired file and touch **OK**.



- A check mark appears on the selected file. To remove the check mark, touch **OK** again.

9 After selecting all the files to copy, touch "EXEC".



10 Select "YES" and touch **OK**.



- Copying starts.
- After copying, touch **OK**.