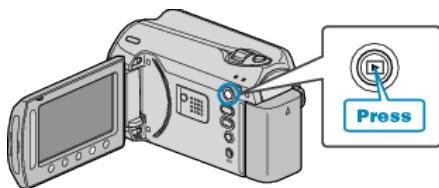


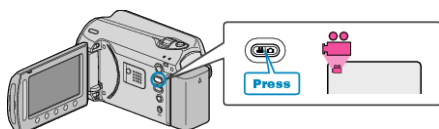
Creating Playlists by Event

Create a playlist by arranging multiple files according to events and recording dates.


- 1 Select the playback mode.



- 2 Select video mode.



- 3 Touch to display the menu.



- 4 Select "EDIT PLAYLIST" and touch .



- 5 Select "NEW LIST" and touch .




- 6 Select "CREATE BY EVENT" and touch .




- 7 Select an event and touch .




8 Select the date to add to playlist and touch .




- Touch "CHECK" to check the selected video.

9 Select the insertion point and touch .



- The selected videos are added to the playlist on the right.
- To delete a video from the playlist, touch "→" to select the video and touch .
- Repeat steps 8-9 and arrange the videos in the playlist.

10 After arranging, touch .



11 Select "SAVE AND THEN QUIT" and touch .

