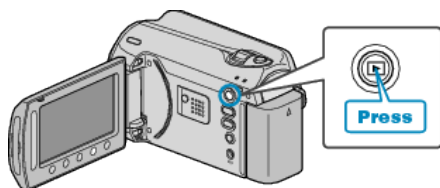


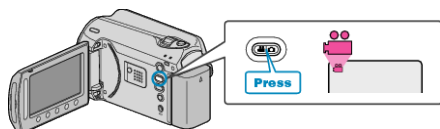
Creating Playlists by Date

Create a playlist by arranging multiple files according to recording date.


1 Select the playback mode.



2 Select video mode.



3 Touch **Ⓜ** to display the menu.



4 Select "EDIT PLAYLIST" and touch **Ⓚ**.



5 Select "NEW LIST" and touch **Ⓚ**.



6 Select "CREATE BY DATE" and touch **Ⓚ**.



7 Select the date to add to playlist and touch **Ⓚ**.



• Touch "CHECK" to check the selected video.

8 Select the insertion point and touch **Ⓚ**.



- The selected videos are added to the playlist on the right.
- To delete a video from the playlist, touch "→" to select the video and touch **Ⓚ**.
- Repeat steps 7-8 and arrange the videos in the playlist.

9 After arranging, touch **Ⓜ**.



10 Select "SAVE AND THEN QUIT" and touch **Ⓚ**.

