


DEMO MODE

Starts playback of the demo mode which introduces the features of this unit.

Setting	Details
OFF	Deactivates the function.
ON	Plays a demonstration of the special features of this unit.


Displaying Demo Mode


- ① Remove the battery pack and SD card.
- ② Connect the AC adapter.
- ③ Open the LCD monitor and turn on the power.
 - Demonstration starts playing after 3 minutes.
 - To stop playback, touch .

NOTE:

- This mode is not available in the playback mode.

Displaying the Item

1 Touch  to display the menu.



2 Select "BASIC SETTINGS" and touch .



3 Select "DEMO MODE" and touch .

