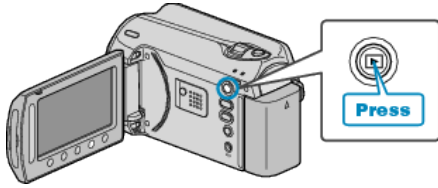


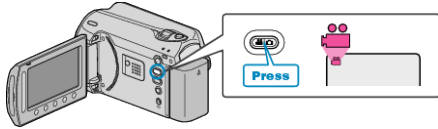
Changing the Event of the Currently Displayed File

Checks and changes the event of the currently displayed file.


1 Select the playback mode.



2 Select video mode.



3 Touch \odot to display the menu.



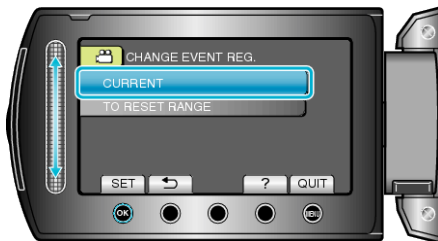
4 Select "EDIT" and touch \odot .



5 Select "CHANGE EVENT REG." and touch \odot .



6 Select "CURRENT" and touch \odot .



7 Select "YES" and touch \odot .



- Touch the operation buttons "←" / "→" to select the previous or next file.

8 Select a new event and touch \odot .



- You can cancel the registered event by touching "CANCEL".

- After setting, touch \odot .

- To exit the screen, touch \odot .