

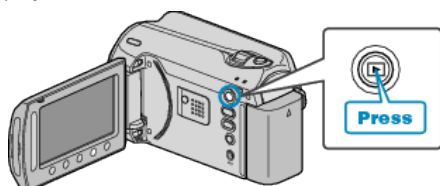
Deleting Selected Files

Deletes the selected files.

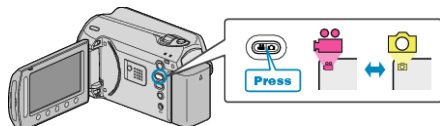
CAUTION:

- Deleted files cannot be restored.


1 Select the playback mode.



2 Select video or still image mode.



3 Touch \odot to display the menu.



4 Select "DELETE" and touch \odot .



5 Select "FILE SELECT" and touch \odot .



6 Select the desired file and touch \odot .



- A delete mark appears on the selected file. To remove the delete mark, touch \odot again.
- Touch "CHECK" to check the selected file.

7 After selecting all the files to delete, touch "EXEC".



8 Select "YES" and touch \odot .



- After deleting, touch \odot .

NOTE:

- When files in a playlist are deleted, the playlist changes.
- Files that are protected cannot be deleted. Release protection before deleting the file.