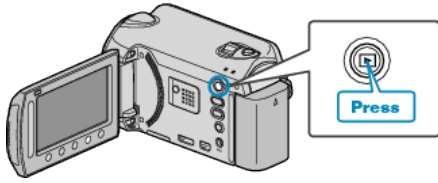


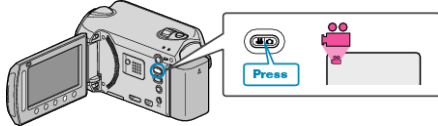
Playing a Video with Defective Management Information


Plays videos with defective management information.


1 Select the playback mode.



2 Select video mode.



3 Touch  to display the menu.



4 Select "PLAYBACK OTHER FILE" and touch .



5 Select the desired video and touch .



NOTE:

- An MTS file is created in the EXTMOV folder when management information is corrupted.
- Depending on the condition of the damaged file, playback might fail or may not run smoothly.