



Resetting the Clock

Set the clock with "CLOCK ADJUST" from the menu.

1 Touch  to display the menu.



2 Select "CLOCK ADJUST" and touch .





3 Select "CLOCK SETTING" and touch .




4 Set the date and time.



- Use the slider to adjust the year, month, day, hour, and minute in order.
- Touch the operation buttons "←" / "→" to move the cursor.
- After setting the date and time, touch .

5 Select the region where you live and touch .



- The city name and time difference are displayed.
- Touch  after the color of the selected region changes.