


Using Focus Assist

Focused subject is outlined in color for more precise focus.

1 Touch  to display the menu.




2 Select "MANUAL SETTING" and touch .




3 Select "FOCUS ASSIST" and touch .



4 Adjust the focus with the slider.



5 Touch  to confirm.



NOTE:

- The image becomes black and white while the outline of the focused object is displayed in the selected color. Change outline color if it becomes difficult to see.