

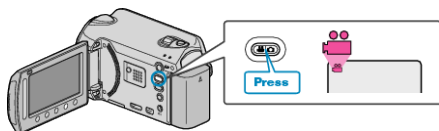
Taking Videos in YouTube™ Format

You can share your enjoyable memories with family and friends easily by posting your videos on the video sharing website YouTube™. Through upload shooting, videos that are suitable for uploading to YouTube™ (within 10 minutes) may be taken directly.

NOTE:

For more information on YouTube™, please visit the following website.
<http://www.youtube.com/>

1 Select video mode.



- The video mode icon appears.

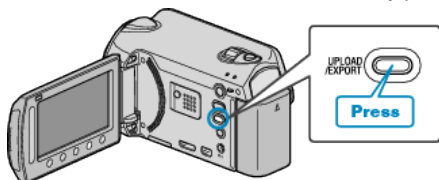
2 GZ-HD620

Press the UPLOAD/EXPORT button to display the "UPLOAD SHOOTING"/"EXPORT SHOOTING" menu.

GZ-HD500

Press the UPLOAD button and switch on the function. Go to step 4.

- The mode switches between ON and OFF with every press.

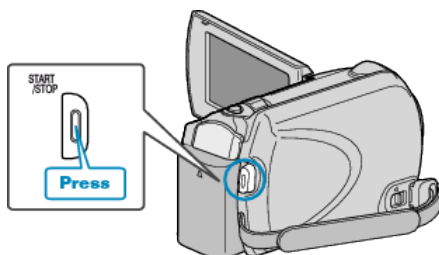


3 Select "UPLOAD SHOOTING" and touch the \odot button.



- The mode switches between ON and OFF with every touch.
- When set to ON, a "📶" mark appears on the screen.
- To cancel this setting, set to "OFF".
- After setting, touch the \hookleftarrow button.

4 Start recording.



- Press again to stop.
- The maximum recording length of a video in upload mode is 10 minutes.
Recording stops automatically after 10 minutes.

NOTE:

- Upload recording can only be performed for up to 10 minutes, the time limit of YouTube™.
- Changing videos to the file format for uploading cannot be performed on this unit.
To upload video files, refer to "Uploading Videos" below.
- The upload recording icon disappears when recording stops.
To record another video in upload mode, perform the settings again.

Uploading Videos

You can upload your videos to YouTube™ using the provided software "Everio MediaBrowser".

Install the software on your PC and connect this unit to the PC.

- For details on how to use the software, refer to the help file.

Trouble with Uploading Videos

- Check if you have created an account with YouTube™.
(You need a YouTube™ account to upload files to YouTube™.)
- Refer to "Q&A", "Latest Information", "Download Information", etc. in "Click for Latest Product Info" in the help file of the provided software "Everio MediaBrowser".