

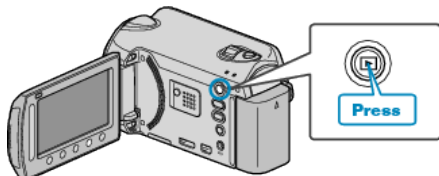
## Deleting Selected Files

Deletes the selected files.


### CAUTION:

- Deleted files cannot be restored.


1 Select the playback mode.



2 Select video or still image mode.



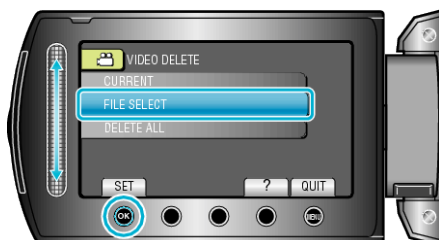
3 Touch  $\odot$  to display the menu.



4 Select "DELETE" and touch  $\odot$ .



5 Select "FILE SELECT" and touch  $\odot$ .



6 Select the desired file and touch  $\odot$ .



7 After selecting all the files to delete, touch "EXEC".



- A delete mark appears on the selected file. To remove the delete mark, touch  $\odot$  again.
- Touch "CHECK" to check the selected file.

8 Select "YES" and touch  $\odot$ .



- After deleting, touch  $\odot$ .

### NOTE:

- When files in a playlist are deleted, the playlist changes.
- Files that are protected cannot be deleted. Release protection before deleting the file.