


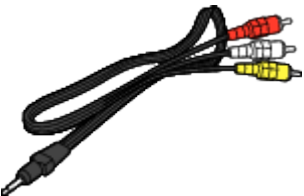
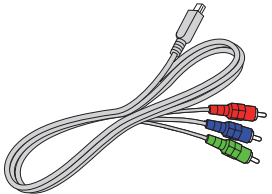



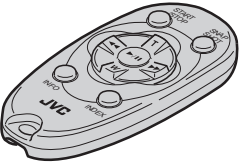
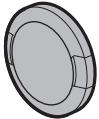
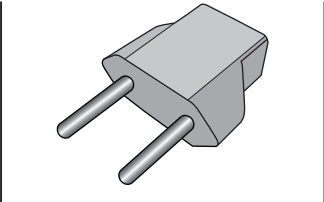


Verifying the Accessories

If any of the items are missing or defective, consult your JVC dealer or the nearest JVC service center.

Illustration	Description
	AC Adapter AP-V30M <ul style="list-style-type: none"> Connects to this unit to charge the battery pack. It can also be used when recording indoors or during playback.
	Power Cord
	Battery Pack BN-VG114E <ul style="list-style-type: none"> Attaches to this unit to supply power.
	AV Cable <ul style="list-style-type: none"> Connects this unit to a TV to play back recorded images on the TV.
	Component Cable (GZ-HD620 only) <ul style="list-style-type: none"> Connects this unit to a TV to play back recorded images on the TV in a better quality.
	USB Cable (A Type - Mini B Type) <ul style="list-style-type: none"> Connects this unit to a PC.
	CD-ROM <ul style="list-style-type: none"> For installing the provided software "Everio MediaBrowser" on a PC.
	Basic User Guide <ul style="list-style-type: none"> Read well and keep in a safe place where it can be accessed easily when necessary.
	Remote Control (GZ-HD620 only) RM-V760 <ul style="list-style-type: none"> Operates certain functions from a distance.
	Lens Cap (GZ-HD500 only) <ul style="list-style-type: none"> Protects the lens.
	Plug Adapter (certain AS destinations only)

Getting Started



- Memo:**
- microSD cards are sold separately.
 - When using the AC adapter overseas, please prepare a commercially available converter plug for the country or region of visit.