

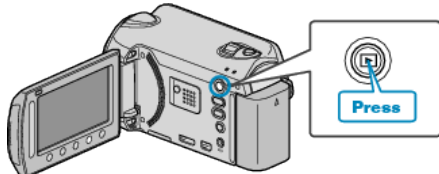
ON-SCREEN DISPLAY

Sets whether to show on-screen displays such as icons during playback.

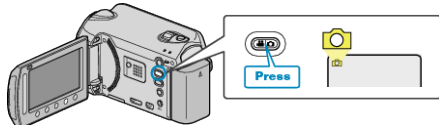
| Setting | Details |
|-------------------|-------------------------|
| OFF | No display at all. |
| DISPLAY ALL | Displays everything. |
| DISPLAY DATE ONLY | Displays the date only. |

Displaying the Item


1 Select the playback mode.



2 Select still image mode.



3 Touch \odot to display the menu.



4 Select "ON-SCREEN DISPLAY" and touch \odot .

