

## Organizing Files

After backing up your files, organize them by adding labels such as "Family Trip" or "Athletic Meet".

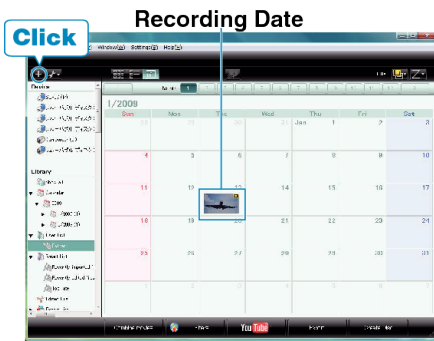
This is useful not only for creating discs, but for viewing the files too.

1 Display the month of the files to organize.



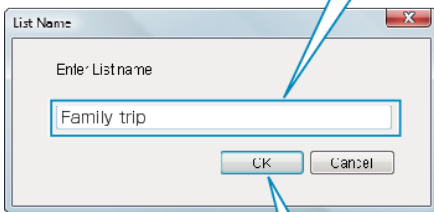
Recording Month

2 Create a user list.



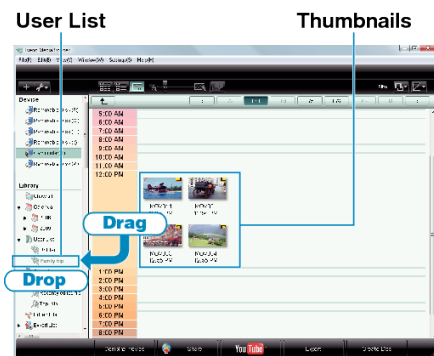
Recording Date

1 Input the name of the new user list



2 Click

- A new user list is added to the user list library.
- 3 Click on the recording day.
- The thumbnails of the files recorded on the day are displayed.
- 4 Register files to the created user list.



## Memo:

- If you encounter any problems with the provided software Everio MediaBrowser, please consult the "Pixela User Support Center".

<p><b>Tele- phone</b></p>	<p>USA and Canada (English): +1-800-458-4029 (toll-free)                  Europe (UK, Germany, France, and Spain)                  (English/German/French/Spanish): +800-1532-4865 (toll-free)                  Other Countries in Europe                  (English/German/French/Spanish): +44-1489-564-764                  Asia (Philippines) (English): +63-2-438-0090                  China (Chinese): 10800-163-0014 (toll-free)</p>
<p><b>Home- page</b></p>	<p><a href="http://www.pixela.co.jp/oem/jvc/mediabrowser/e/">http://www.pixela.co.jp/oem/jvc/mediabrowser/e/</a></p>