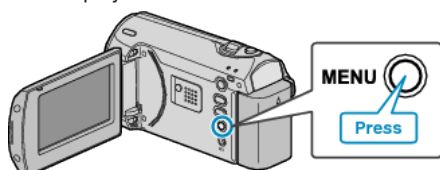


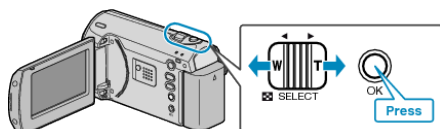
## Setting Shutter Speed

You can set the shutter speed to suit the type of subject.

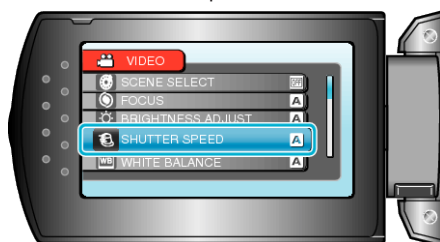
1 Press MENU to display the menu.



2 Select "MANUAL SETTING" with the ZOOM/SELECT lever and press OK.




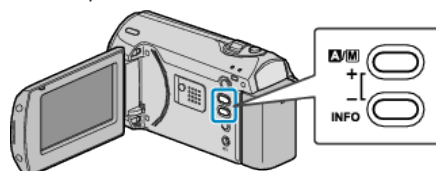
3 Select "SHUTTER SPEED" and press OK.



4 Select "MANUAL" and press OK.



5 Select the shutter speed with the +/- button.



- Shutter speed can be set from 1/2 to 1/4000.
- Press + to increase the shutter speed.
- Press - to decrease the shutter speed.

6 Press OK to confirm.

