

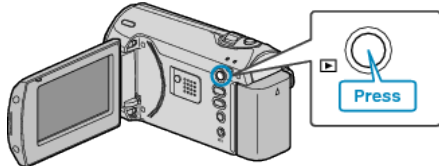
## Deleting Selected Files

Deletes the selected files.

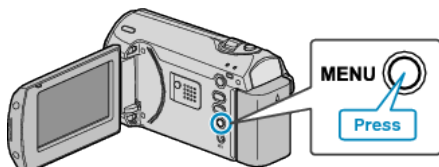
### CAUTION:

- Deleted files cannot be restored.

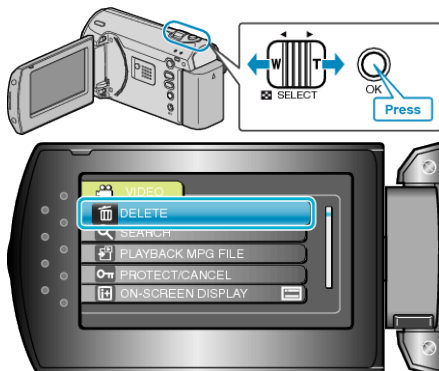
1 Select the playback mode.



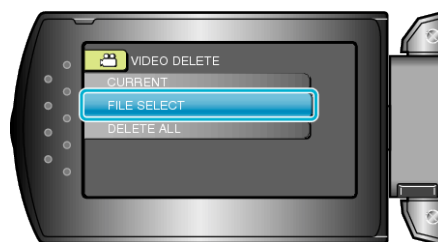
2 Press MENU to display the menu.



3 Select "DELETE" with the ZOOM/SELECT lever and press OK.



4 Select "FILE SELECT" and press OK.



5 Select the desired file and press OK.



- A delete mark appears on the selected file. To remove the delete mark, press OK again.
- After selecting all the files to delete, press MENU.

6 Select "EXECUTE AND QUIT" and press OK.



- After deleting, press OK.

### Memo:

- Files that are protected cannot be deleted. Release protection before deleting the file.