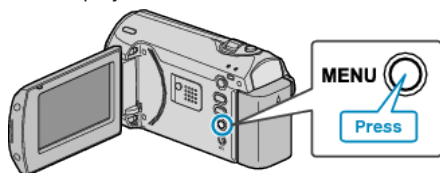


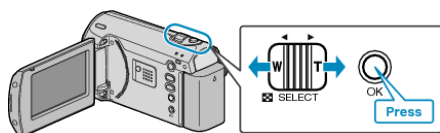
Adjusting Focus Manually

Set this when the focus is not clear in "AUTO" or when manual focusing is desired.

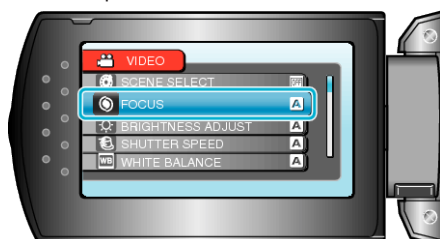
1 Press MENU to display the menu.



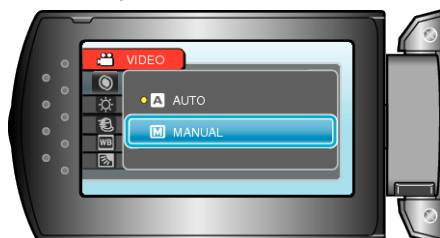
2 Select "MANUAL SETTING" with the ZOOM/SELECT lever and press OK.



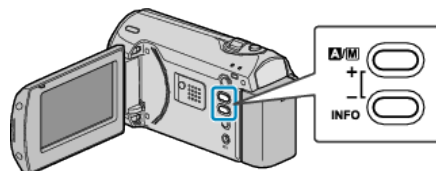
3 Select "FOCUS" and press OK.



4 Select "MANUAL" and press OK.



5 Adjust the focus with the +/- button.



- Press + to focus on a distant subject.
- Press - to focus on a near subject.

6 Press OK to confirm.



Memo:

- A subject that is focused at the telephoto (T) end remains in focus when it is zoomed out to the wide angle (W) end.