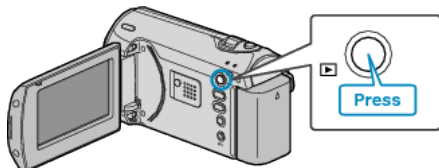


## Searching for a Specific Video Image

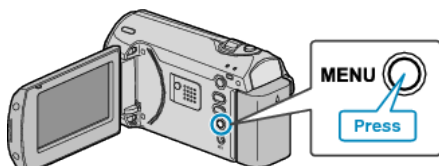
When there is a large number of recorded videos, it is difficult to look for the desired file from the index screen.

Use the search function to find the file you want.

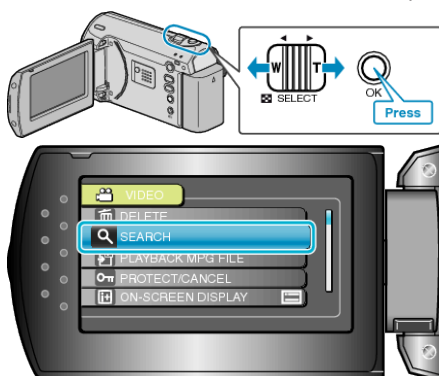
- 1 Select the playback mode.



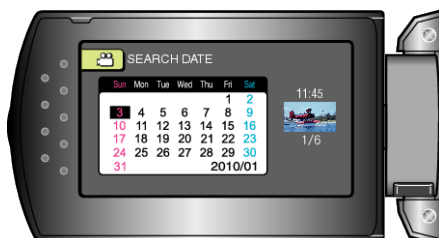
- 2 Press MENU to display the menu.



- 3 Select "SEARCH" with the ZOOM/SELECT lever and press OK.



- 4 Select a recording date and press OK.



- 5 Select the desired video and press OK to start playback.



- Only the videos recorded on the selected date are displayed.

Deleting Files of a Selected Date : \_\_\_\_\_

Select "DELETE" from the playback menu to delete unwanted files. \_\_\_\_\_