

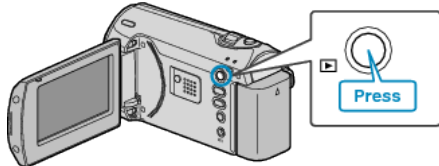
Deleting the Currently Displayed File

Deletes the currently displayed file.

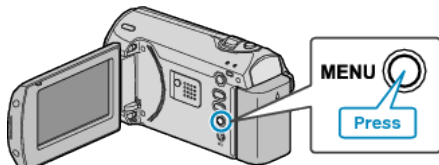
CAUTION:

- Deleted files cannot be restored.

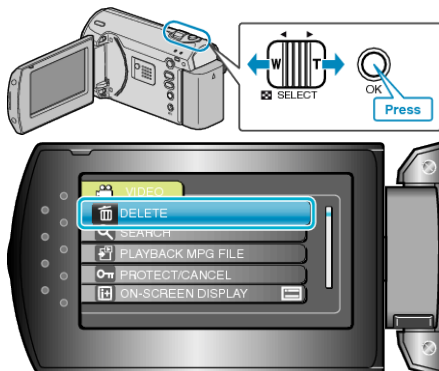
1 Select the playback mode.



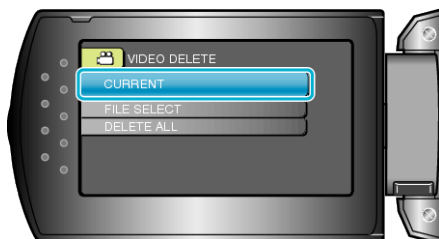
2 Press MENU to display the menu.



3 Select "DELETE" with the ZOOM/SELECT lever and press OK.



4 Select "CURRENT" and press OK.



5 Check that it is the file to delete, select "YES" and press OK.



- The file to delete appears on this screen.
- Press the +/- buttons to select the previous or next file.
- After deleting, press MENU.

Memo:

- Files that are protected cannot be deleted.
Release protection before deleting the file.