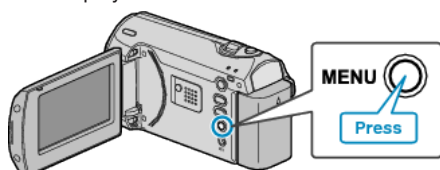


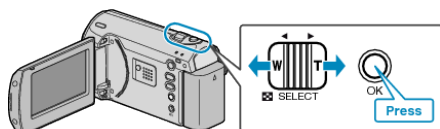
## Adjusting Brightness

You can adjust the brightness to your preferred level.

1 Press MENU to display the menu.



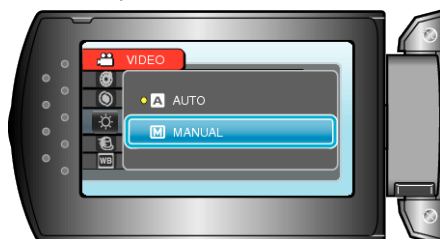
2 Select "MANUAL SETTING" with the ZOOM/SELECT lever and press OK.



3 Select "BRIGHTNESS ADJUST" and press OK.



4 Select "MANUAL" and press OK.



5 Select the brightness value with the +/- button.



- Compensation range during video recording: -6 to +6
- Press + to increase the brightness.
- Press - to decrease the brightness.

6 Press OK to confirm.

