

## SHUTTER MODE

Continuous shooting settings can be adjusted.

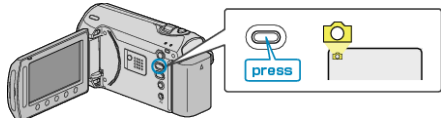
Setting	Details
RECORD ONE SHOT	Records one still image.
CONTINUOUS SHOOTING	Records still images continuously while the SNAPSHOT button is pressed.


### NOTE:


- Up to 3 images can be captured in 1 second during continuous shooting.
- Some SD cards may not support continuous shooting.
- The continuous shooting speed will drop if this function is used repeatedly.

## Displaying the Item

1 Select still image mode.



2 Touch  to display the menu.



3 Select "SHUTTER MODE" and touch .

