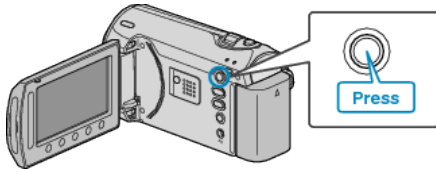


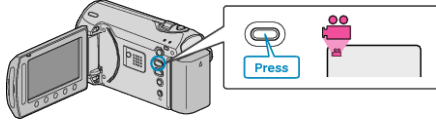
## Playing Back Playlists


Play back the playlists that you have created.


1 Select the playback mode.



2 Select video mode.




3 Touch  to display the menu.





4 Select "PLAYBACK PLAYLIST" and touch .



5 Select the desired playlist and touch  to start playback.



"Playing Back Videos" ( P. 0 )

- Touch "CHECK" to check the content of the selected playlist.
- To exit the playback, touch .

Creating Playlists : \_\_\_\_\_

"Creating Playlists from the Recorded Videos" ( P. 0 )