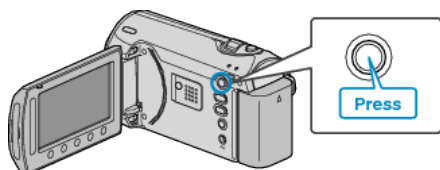


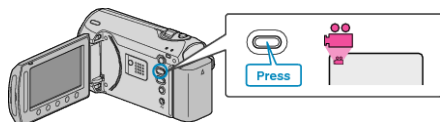
### Changing the Event of the Currently Displayed File

Checks and changes the event of the currently displayed file.


1 Select the playback mode.



2 Select video mode.



3 Touch **MENU** to display the menu.



4 Select "EDIT" and touch **OK**.



5 Select "CHANGE EVENT REG." and touch **OK**.



6 Select "CURRENT" and touch **OK**.



7 Select "YES" and touch **OK**.



• Touch the operation buttons "←" / "→" to select the previous or next file.

8 Select a new event and touch **OK**.



- You can cancel the registered event by touching "CANCEL".
- After setting, touch **OK**.
- To exit the screen, touch **MENU**.