

## SELF-TIMER

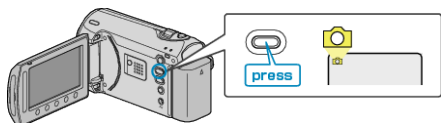
It is convenient to use the 10-second self-timer when taking a group photo.


Using the 2-second self-timer also helps to prevent camera shake caused by pressing the SNAPSHOT button.


Setting	Details
OFF	Deactivates the self-timer.
2SEC	Starts recording 2 seconds after the SNAPSHOT button is pressed.
10SEC	Starts recording 10 seconds after the SNAPSHOT button is pressed. This setting is suitable for taking group photos.

### Displaying the Item

1 Select still image mode.



2 Touch  to display the menu.



3 Select "SELF-TIMER" and touch .

