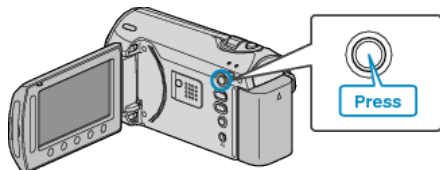


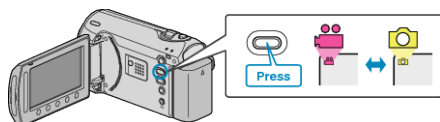
### Moving All Files

Moves all videos and still images to another media.  
Files that are moved will be deleted from the original media.  
Files with a protect mark will not be deleted from the original media.


1 Select the playback mode.



2 Select video or still image mode.



3 Touch **OK** to display the menu.



4 Select "EDIT" and touch **OK**.



5 Select "MOVE" and touch **OK**.



6 Select the direction of moving and touch **OK**.



(GZ-MS230)



(GZ-MS215)

- The direction of moving varies with the model.

7 Select "MOVE ALL" and touch **OK**.



8 Select "YES" and touch **OK**.



- Moving of files starts.
- After moving, touch **OK**.