


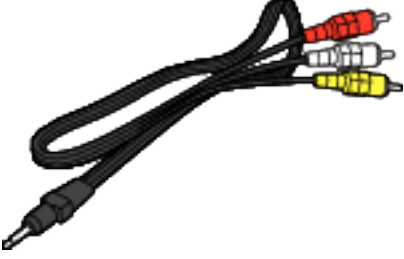


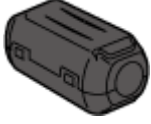

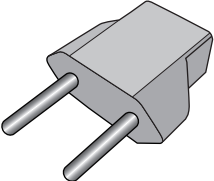


## Verifying the Accessories

If any of the items are missing or defective, consult your JVC dealer or the nearest JVC service center.

Illustration	Description
	AC Adapter AP-V30M <ul style="list-style-type: none"> <li>Connects to this unit to charge the battery pack. It can also be used when recording or playing back videos indoors.</li> </ul>
	Power Cord
	Battery Pack BN-VG107E <ul style="list-style-type: none"> <li>Attaches to this unit to supply power.</li> </ul>
	AV Cable <ul style="list-style-type: none"> <li>Connects this unit to a TV to play back recorded images on the TV.</li> </ul>
	USB Cable (Type A - Mini Type B) <ul style="list-style-type: none"> <li>Connects this unit to a PC.</li> </ul>
	CD-ROM <ul style="list-style-type: none"> <li>For installing the provided software "Everio MediaBrowser" on a PC.</li> </ul>
	Core Filter (GZ-MS230)
	Basic User Guide <ul style="list-style-type: none"> <li>Read well and keep in a safe place where it can be accessed easily when necessary.</li> </ul>
	Plug Adapter (certain AS destinations only)

**Memo:**  
SD cards are sold separately.

## Getting Started

---

When using the AC adapter overseas, please prepare a commercially available converter plug for the country or region of visit.

---