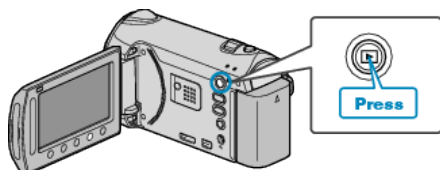


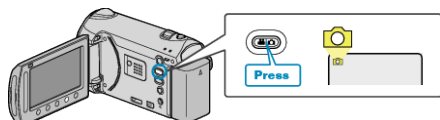
## Face Detection Zoom

You can enlarge the part including a face in a still image and save it as a new file.

1 Select the playback mode.



2 Select still image mode.



3 Select the desired still image and touch **OK**.



4 Touch **OK**.



• Faces are detected.

5 Select the face to zoom and touch **OK**.



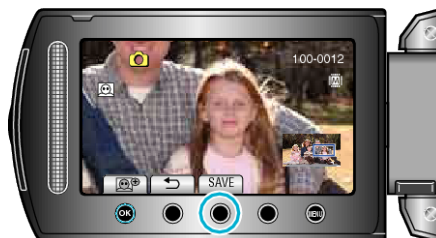
• The face that is highlighted in red is zoomed in.

6 Touch **OK** repeatedly to change the zoom ratio.



• To adjust/change zoom area, touch the slider.

7 Touch "SAVE".



• Zoom images are saved in 16:9 aspect regardless of the original aspect.

8 Select "YES" and touch **OK**.



• After saving, touch **OK**.