



Scene Selection

Common scenes that are often encountered can be recorded with the most suitable settings.

1 Touch  to display the menu.




2 Select "MANUAL SETTING" and touch .






3 Select "SCENE SELECT" and touch .



4 Select the scene and touch .



Setting	Effect
 NIGHT EYE	Increases gain and brightens the scene automatically when the surrounding is dark. To prevent camera shake, use a tripod. <div><div>OFF</div></div> <div><div>ON</div></div>

*The image is only an impression.