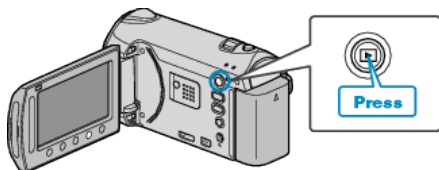


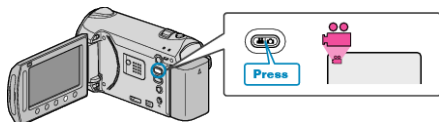
## Dividing Files

You can divide a selected video into two.


1 Select the playback mode.



2 Select video mode.



3 Touch  $\odot$  to display the menu.



4 Select "EDIT" and touch  $\odot$ .



5 Select "DIVIDE" and touch  $\odot$ .



6 Select the desired file and touch  $\odot$ .



• Playback of the selected video starts.

7 Touch  $\odot$  to pause playback, then touch "SET" at the point you want to divide the file.



• The actual division point may differ slightly from the point that is set.

8 Select "DIVIDE HERE" and touch  $\odot$ .



- To select the division point again, select "CANCEL".
- After dividing, touch  $\odot$ .
- The original video is now replaced by two new videos.

**Memo:**

- When playing back the divided file, the recording date of the division point is displayed.
- You cannot divide the files with the upload setting turned on.
- Upload setting is disabled if videos are divided.