




## Reducing Camera Shake

When the digital image stabilizer is turned on, camera shake during recording can be effectively reduced.



- The setting of the image stabilizer switches with every touch.

Display	Setting
 (Image stabilizer 1)	Reduces camera shake under normal shooting conditions.
 (Image stabilizer 2)	Reduces camera shake more effectively when shooting bright scenes on the wide angle end. *Only on the wide angle end (approx. 5x)
 (OFF)	Deactivates image stabilizer.

### Memo:

- It is recommended to switch off this mode when using a tripod and recording a subject with little movement.
- Complete stabilization may not be possible if camera shake is excessive.
- This setting is effective for video recording only.