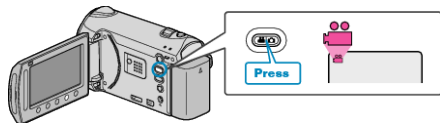



Registering Files to Events Before Recording

Videos can be found easily during playback by categorizing them when recording.

1 Select video mode.



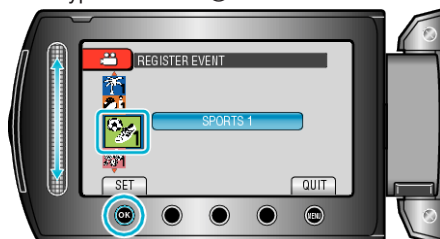
2 Touch **MENU** to display the menu.



3 Select "REGISTER EVENT" and touch **OK**.



4 Select the event type and touch **OK**.



Event Type
VACATION
HOLIDAY
SPORTS
ANNIVERSARY
CONGRATULATIONS
BABY
SON
DAUGHTER
BIRTHDAY
GRADUATION

- An icon appears on the screen and the video is recorded under the selected event.
(Videos will continue to be recorded to the same event until a change is made.)

Memo:

- To cancel event registration, touch "CANCEL" in step 4.



- The registered event can be changed again later.