



**ERASE ALL DATA (GZ-HM340/GZ-HM320)**

Execute this process when disposing of this unit or passing it to another person.

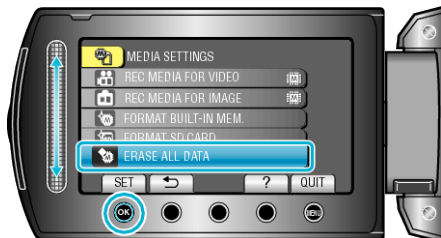
1 Touch  to display the menu.



2 Select "MEDIA SETTINGS" and touch .




3 Select "ERASE ALL DATA" and touch .



4 Select "YES" and touch .



- After deleting the data, touch .

**CAUTION:**

- Connect the AC adapter as it may take some time to delete data.

**Memo:**

- Repeat the process to make data restoration even more difficult.