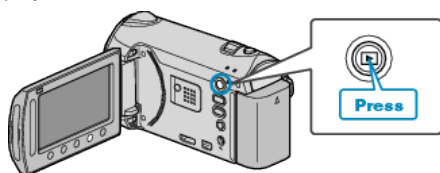


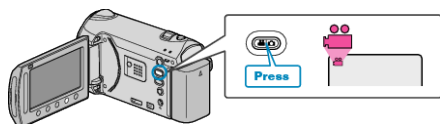
Playing Back Playlists


Play back the playlists that you have created.


- 1 Select the playback mode.



- 2 Select video mode.




- 3 Touch  to display the menu.



- 4 Select "PLAYBACK PLAYLIST" and touch .



- 5 Select the desired playlist and touch  to start playback.



- Touch "CHECK" to check the content of the selected playlist.
- To exit the playback, touch .

Creating Playlists: _____