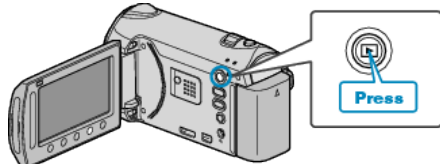


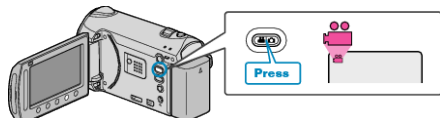
Capturing Videos for Uploading to YouTube™

Capture and copy a part of a recorded video (maximum 10 minutes) for uploading to YouTube™, and save it as a YouTube™ video. When capturing videos for YouTube™, the duration cannot be longer than 10 minutes.

- 1 Select the playback mode.



- 2 Select video mode.

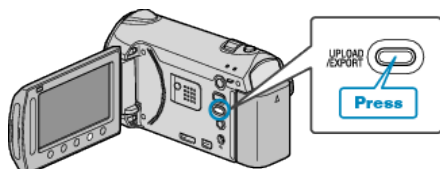


- 3 GZ-HM330

Press the UPLOAD/EXPORT button to display the "UPLOAD SETTINGS"/"EXPORT SETTINGS" menu.

GZ-HM310/GZ-HM300

Press the UPLOAD button. Go to step 5.



- 4 Select "UPLOAD SETTINGS" and touch **OK**.

- 5 Select the desired video and touch **OK**.

- 6 Select "TRIM" and touch **OK**.

- When trimming is not necessary, select "DO NOT TRIM" and touch **OK** to complete the setting.



- If the selected video is more than 10 minutes, trimming is necessary.

- 7 Touch **OK** to pause playback, then touch "SET" to set the start point to copy.



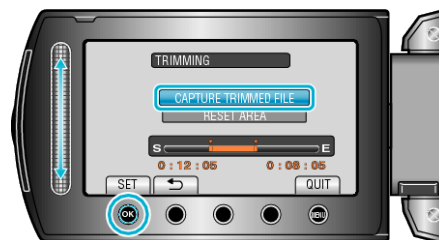
- Resume playback after setting the start point.

- 8 Touch **OK** to pause playback, then touch "SET" to set the point to stop copying.



- To reset the start point, touch "CANCEL".

- 9 Select "CAPTURE TRIMMED FILE" and touch **OK**.



- To set the start/end point again, select "RESET AREA".

- 10 Select "YES" and touch **OK**.



- When copying finishes, the copied file is added to the index screen.

- After copying, touch **OK**.

- To exit the screen, touch **MENU**, select "YES" and touch **OK**.

Memo:

- According to the AVCHD standard, videos are split into units of approximately 0.5 second. As such, the division point may not be accurate.
- You can take videos in YouTube™ format by setting upload shooting before recording.

Uploading Videos to YouTube™

You can upload your videos to YouTube™ using the provided software "Everio MediaBrowser". Install the software on your PC and connect this unit to the PC.

- For details on how to use the software, refer to the help file.

Trouble with Uploading Videos:

- Check if you have created an account with YouTube™. (You need a YouTube™ account to upload files to YouTube™.)
- Refer to "Q&A", "Latest Information", "Download Information", etc. in "Click for Latest Product Info" in the help file of the provided software "Everio MediaBrowser".