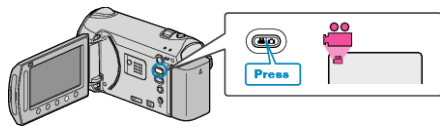


## Remaining Recording Time/Battery Power

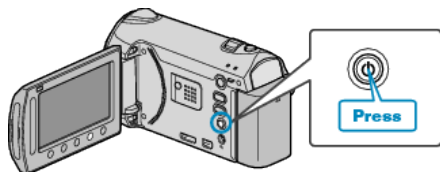
You can check the remaining video recording time on the internal memory and SD card as well as the remaining battery power.

1 Select video mode.








- The video mode icon appears.

2 Press .







- Press once to display the remaining recording time of the selected media for video recording. Go to step 3.
- Press twice to display the remaining recording time of the other media. Go to step 4.
- Press thrice to display the remaining battery power. Go to step 5.

3 Display the remaining recording time of the selected media for video recording.

- To set this media as the recording media, touch .
- To change the video quality, select video quality with the slider and touch .
- To display the remaining battery power, touch the .
- To display the remaining recording time of the other media, press the INFO button  once.
- To exit the display, touch the .

4 Display the remaining recording time of the other media.



- To set/change this media as the recording media, touch .
- To change the video quality, select video quality with the slider and touch .
- To display the remaining battery power, touch the .
- To exit the display, touch the .

5 Display the remaining battery power.



- To exit the display, press the INFO button  or touch the .

### Memo:

- The remaining battery power will not be displayed when the AC adapter is connected.

## Approximate Video Recording Time

Quality	Built-in Memory 8 GB	SD Card/ SDHC Card 4 GB	SD Card/ SDHC Card 8 GB	SD Card/ SDHC Card 16 GB	SD Card/ SDHC Card 32 GB
UXP	40 m	20 m	40 m	1 h 20 m	2 h 40 m
XP	1 h	30 m	1 h	2 h	4 h
SP	1 h 25 m	44 m	1 h 28 m	2 h 56 m	5 h 52 m
EP	3 h 35 m	1 h 50 m	3 h 40 m	7 h 20 m	14 h 40 m

- Built-in memory applies to GZ-HM330 only.
- The actual recording time may shorten depending on the shooting environment.

## Approximate Number of Still Images (Unit: Number of Shots)

Image Size	Quality	Built-in Memory 8 GB	SD Card 256 MB	SD Card 512 MB	SD Card 1 GB	SD Card 2 GB	SD/SDHC Card 4 GB	SD/SDHC Card 8 GB
1920x1080 (16:9)	FINE	8260	260	510	1030	2100	4140	8330
1920x1080 (16:9)	STANDARD	9999	410	810	1620	3210	6310	9999
1440x1080 (4:3)	FINE	9999	340	680	1360	2770	5450	9999
1440x1080 (4:3)	STANDARD	9999	540	1070	2140	4360	8570	9999
640x480 (4:3)	FINE	9999	1690	3330	6670	9999	9999	9999
640x480 (4:3)	STANDARD	9999	3050	5990	9999	9999	9999	9999

- Up to 9999 still images may be recorded on the built-in memory or SD cards with at least 16 GB capacity (regardless of image size and quality).

## Approximate Recording Time (Using Battery)

Battery Pack	Charging Time	Actual Recording Time (GZ-HM330)	Actual Recording Time (GZ-HM310/GZ-HM300)	Continuous Recording Time (GZ-HM330)	Continuous Recording Time (GZ-HM310/GZ-HM300)
BN-VG114E (Supplied)	2 h 30 m	55 m	1 h	1 h 40 m	1 h 45 m
BN-VG121E	3 h 30 m	1 h 25 m	1 h 30 m	2 h 30 m	2 h 40 m

- The above are values when "LIGHT" is set to "OFF" and "LCD BACKLIGHT" is set to "STANDARD".
- The actual recording time may be shorter if zooming is used or if recording is stopped repeatedly. (It is recommended to prepare battery packs ready for three times the expected recording time.)
- When the battery life is reached, the recording time becomes shorter even if the battery pack is fully charged. (Replace the battery pack with a new one.)