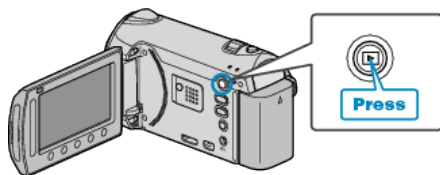


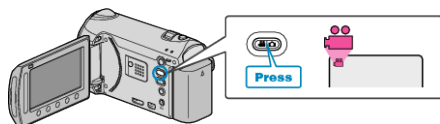
Creating Playlists by Group

Create a playlist by arranging multiple files according to group.


1 Select the playback mode.



2 Select video mode.



3 Touch **Ⓜ** to display the menu.



4 Select "EDIT PLAYLIST" and touch **Ⓚ**.



5 Select "NEW LIST" and touch **Ⓚ**.



6 Select "CREATE BY GROUP" and touch **Ⓚ**.



7 Select the group to add to playlist and touch **Ⓚ**.



- Touch "CHECK" to check the selected video.

8 Touch **Ⓚ** to insert the video onto the right side.



- Repeat steps 7-8 and arrange the videos in the playlist.
- To change the position of a video, select the insertion point with the slider after step 7 and touch **Ⓚ**.
- To delete a video from the playlist, touch "→" to select the video and touch **Ⓚ**.

9 After arranging, touch **Ⓜ**.



10 Select "SAVE AND THEN QUIT" and touch **Ⓚ**.

