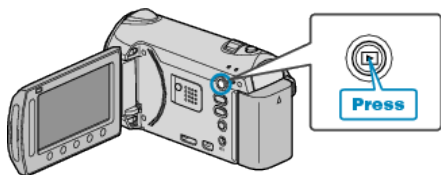


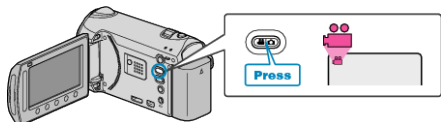
Changing the Event of the Currently Displayed File

Checks and changes the event of the currently displayed file.


1 Select the playback mode.



2 Select video mode.



3 Touch MENU to display the menu.



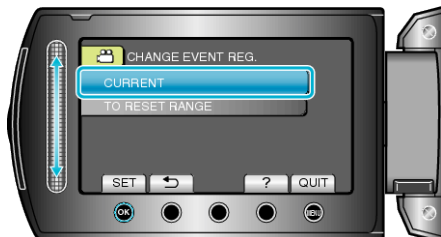
4 Select "EDIT" and touch OK .



5 Select "CHANGE EVENT REG." and touch OK .



6 Select "CURRENT" and touch OK .



7 Select "YES" and touch OK .



- Touch the operation buttons " \leftarrow " / " \rightarrow " to select the previous or next file.

8 Select a new event and touch OK .



- You can cancel the registered event by touching "CANCEL".
- After setting, touch OK .
- To exit the screen, touch MENU .