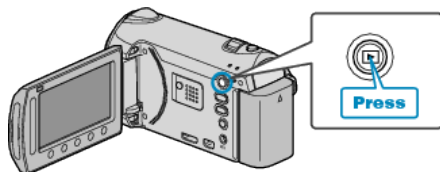


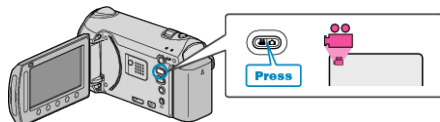
Creating Playlists by Event

Create a playlist by arranging multiple files according to events and recording dates.


1 Select the playback mode.



2 Select video mode.



3 Touch **Ⓜ** to display the menu.



4 Select "EDIT PLAYLIST" and touch **Ⓚ**.



5 Select "NEW LIST" and touch **Ⓚ**.



6 Select "CREATE BY EVENT" and touch **Ⓚ**.



7 Select an event and touch **Ⓚ**.



8 Select the date to add to playlist and touch **Ⓚ**.



• Touch "CHECK" to check the selected video.

9 Touch **Ⓚ** to insert the video onto the right side.



• Repeat steps 8-9 and arrange the videos in the playlist.

• To change the position of a video, select the insertion point with the slider after step 8 and touch **Ⓚ**.

• To delete a video from the playlist, touch "→" to select the video and touch **Ⓚ**.

10 After arranging, touch **Ⓜ**.



11 Select "SAVE AND THEN QUIT" and touch **Ⓚ**.

