

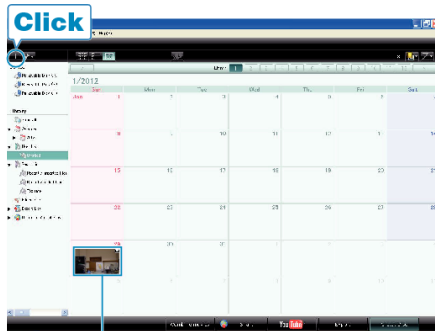
Organizing Files

After backing up your files, organize them by adding labels such as "Family Trip" or "Athletic Meet". This is useful not only for creating discs, but for viewing the files too.

- 1 Display the month of the files to organize.

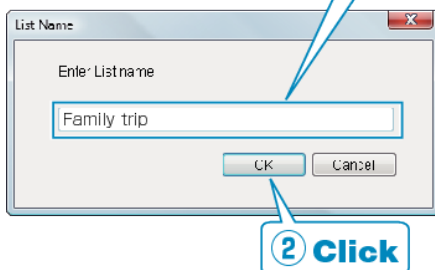


- 2 Create a user list.



Recording Date

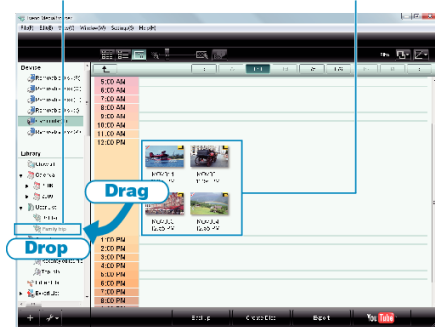
① Input the name of the new user list



- A new user list is added to the user list library.
- 3 Click on the recording day.
 - The thumbnails of the files recorded on the day are displayed.
 - 4 Register files to the created user list.

User List

Thumbnails



Identifying Video or Still Image : _____

- You can select files using the "SELECT" menu on the top right of the screen.
- Check the video/still image icon on the top right corner of the thumbnail.



Memo: _____

- If you encounter any problems with the provided software Everio MediaBrowser, please consult the "Pixela User Support Center".

Tele- phone	USA and Canada (English): +1-800-458-4029 (toll-free) Europe (UK, Germany, France, and Spain) (English/German/French/Spanish): +800-1532-4865 (toll-free) Other Countries in Europe (English/German/French/Spanish): +44-1489-564-764 Asia (Philippines) (English): +63-2-438-0090 China (Chinese): 10800-163-0014 (toll-free)
Home- page	http://www.pixela.co.jp/oem/jvc/mediabrowser/e/