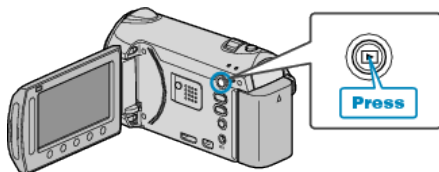


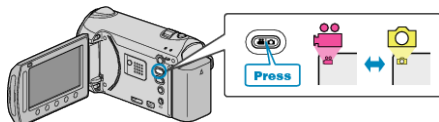
Moving Selected Files

Moves selected videos and still images to another media. Files that are moved will be deleted from the original media.


1 Select the playback mode.



2 Select video or still image mode.



3 Touch \odot to display the menu.



4 Select "EDIT" and touch \odot .



5 Select "MOVE" and touch \odot .



6 Select the direction of moving and touch \odot .



7 Select "SELECT AND MOVE" and touch \odot .



8 Select the desired file and touch \odot .



- A check mark appears on the selected file. To remove the check mark, touch \odot again.

9 After selecting all the files to move, touch EXEC.



10 Select "YES" and touch \odot .



- Moving of files starts.
- After moving, touch \odot .