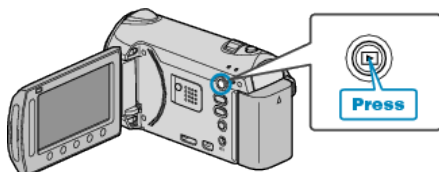


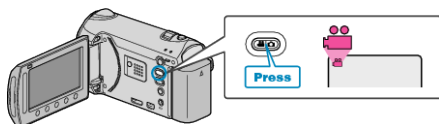
## Creating Playlists by Date

Create a playlist by arranging multiple files according to recording date.


1 Select the playback mode.



2 Select video mode.



3 Touch to display the menu.



4 Select "EDIT PLAYLIST" and touch .



5 Select "NEW LIST" and touch .



6 Select "CREATE BY DATE" and touch .



7 Select the date to add to playlist and touch .



• Touch "CHECK" to check the selected video.

8 Touch to insert the video onto the right side.



- Repeat steps 7-8 and arrange the videos in the playlist.
- To change the position of a video, select the insertion point with the slider after step 7 and touch .
- To delete a video from the playlist, touch "→" to select the video and touch .

9 After arranging, touch .



10 Select "SAVE AND THEN QUIT" and touch .

