

**FORMAT BUILT-IN MEM. (GZ-HM50)**

Deletes all files on the built-in memory.

Setting	Details
FILE	Deletes all files on the built-in memory.
FILE + MANAGEMENT NO	Deletes all files on the built-in memory and resets the folder and file numbers to "1".

**Caution :**

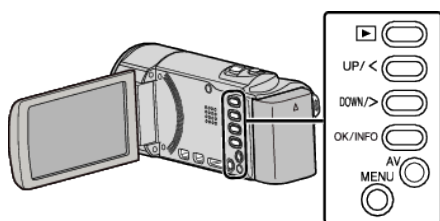
- All data on the built-in memory will be deleted when it is formatted. Copy all files on the built-in memory to a computer before formatting.
- Make sure that the battery pack is fully charged or connect the AC adapter as the formatting process may take some time.



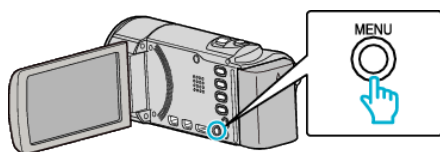
**Displaying the Item**

**Memo :**


To select/move cursor towards up/left or down/right, press the button UP/< or DOWN/>.



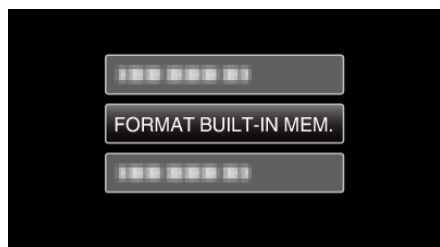
1 Press MENU.



2 Select "MEDIA SETTINGS" and press OK.



3 Select "FORMAT BUILT-IN MEM." and press OK.



4 Select the desired setting and press OK.



5 Select "YES" and press OK.