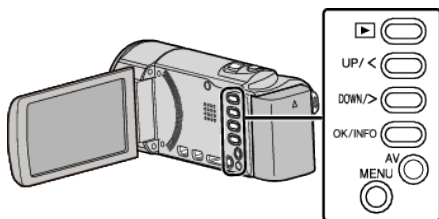


Deleting Selected Files

Deletes the selected files.

Memo : _____

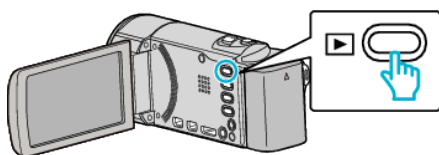
To select/move cursor towards up/left or down/right, press the button UP/< or DOWN/>.



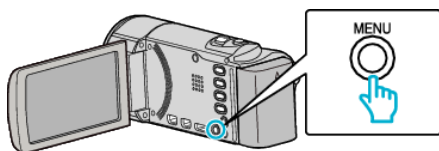
Caution : _____

- Deleted files cannot be restored.

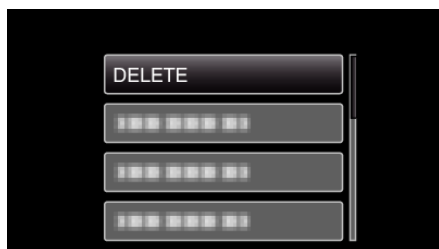
1 Select the playback mode.



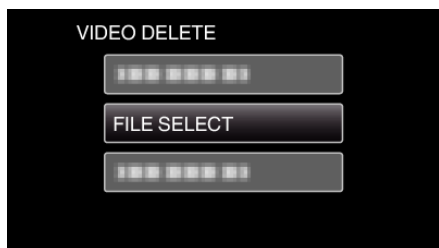
2 Press MENU.



3 Select "DELETE" and press OK.



4 Select "FILE SELECT" and press OK.

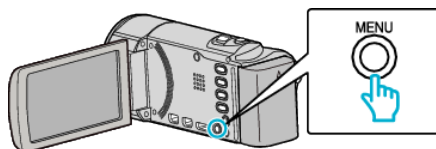


5 Select the files to delete and press OK.

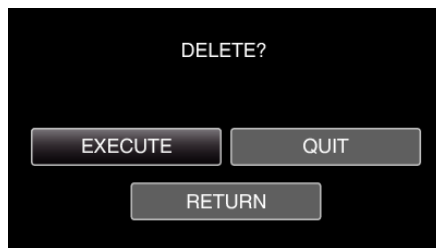


- Press UP/< or DOWN/> to select files.
- A delete mark appears on the selected file. To remove the delete mark, press OK again.
- To move to the next page on the index screen, slide along the (zoom) lever.

6 After selecting all the files to delete, press MENU.



7 Select "EXECUTE" and press OK.



- After deleting, press OK.
- To cancel the deletion, select "QUIT" and press OK.
- To return to the previous screen, select "RETURN" and press OK.

Memo : _____

- Files that are protected cannot be deleted. Release protection before deleting the file.