

HDMI CONTROL

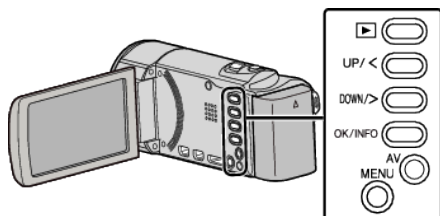
Sets whether to link operations with an HDMI-CEC compliant TV.

Setting	Details
OFF	Turns off linked operations.
ON	Turns on linked operations.

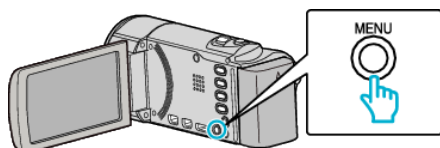
Displaying the Item

Memo :

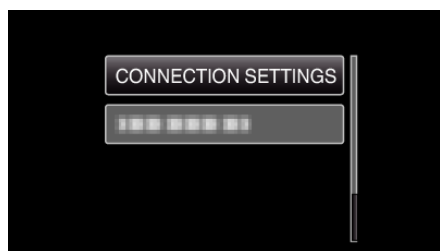
To select/move cursor towards up/left or down/right, press the button UP/< or DOWN/>.



1 Press MENU.



2 Select "CONNECTION SETTINGS" and press OK.



3 Select "HDMI CONTROL" and press OK.

