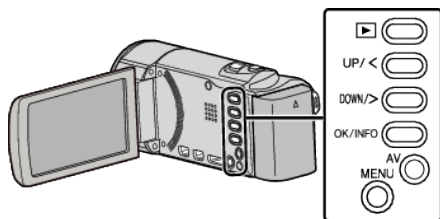


Deleting the Currently Displayed File

Deletes the currently displayed file.

Memo :

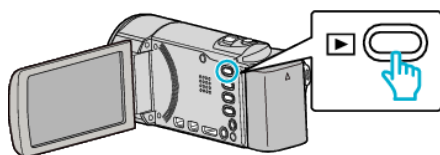
To select/move cursor towards up/left or down/right, press the button UP/< or DOWN/>.



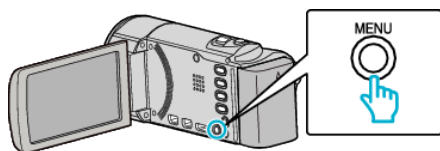
Caution :

- Deleted files cannot be restored.

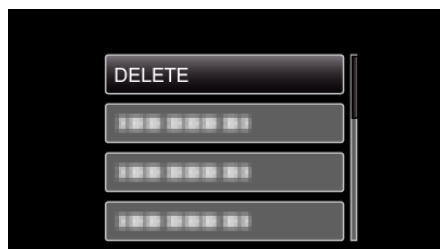
1 Select the playback mode.



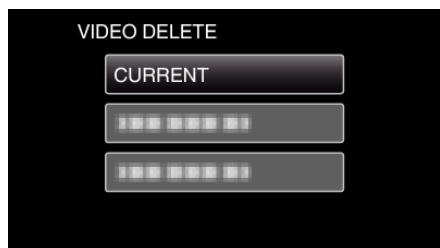
2 Press MENU.



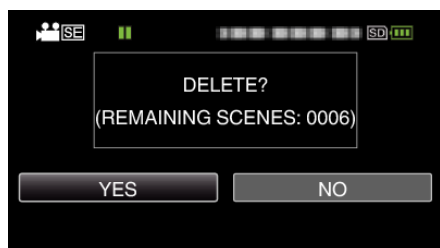
3 Select "DELETE" and press OK.



4 Select "CURRENT" and press OK.



5 Check that it is the file to delete, select "YES" and press OK.



- The file to delete appears on this screen.
- Press the zoom lever to select the previous or next file.
- After deleting, press MENU.

Memo :

- Files that are protected cannot be deleted. Release protection before deleting the file.