




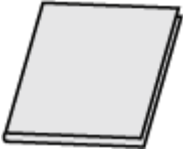


Verifying the Accessories

If any of the items are missing or defective, consult your JVC dealer or the nearest JVC service center.

Illustration	Description
	<p>AC Adapter AC-V11U</p> <ul style="list-style-type: none"> Connects to this unit to charge the battery pack. It can also be used when recording or playing back videos indoors.
	<p>Battery Pack BN-VG108U/BN-VG107U</p> <ul style="list-style-type: none"> Attaches to this unit to supply power.
	<p>AV Cable</p> <ul style="list-style-type: none"> Connects this unit to a TV to play back recorded images on the TV.
	<p>USB Cable (Type A - Mini Type B)</p> <ul style="list-style-type: none"> Connects this unit to a computer.
	<p>CD-ROM</p> <ul style="list-style-type: none"> For installing the provided software Everio MediaBrowser on a computer.
	<p>Basic User Guide</p> <ul style="list-style-type: none"> Read well and keep in a safe place where it can be accessed easily when necessary.

Memo : _____

- SD cards are sold separately.
- When using the AC adapter overseas, please prepare a commercially available converter plug for the country or region of visit.